

Wialon reports: configuration and functionalities

Igor Dubenok
Technical Consulting, Gurtam

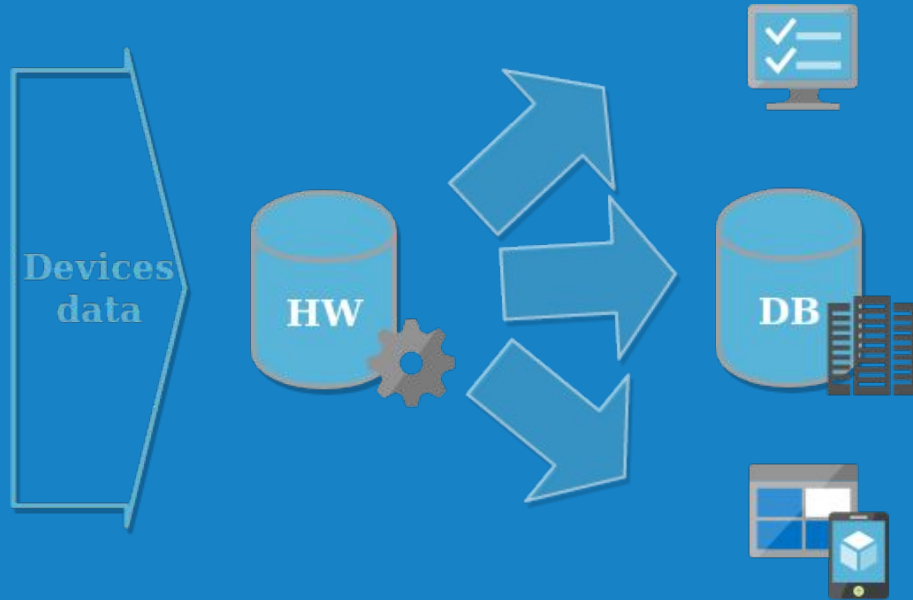


Agenda

- ◆ Wialon data routes
- ◆ Messages mode
- ◆ Sensors
- ◆ Trip report example
- ◆ Some tips



Wialon data routes



Guideline for reports

Settings: trip
detection

Settings:
sensors

Table:
settings

Table:
filtration

Execution



Settings: fuel
consumption

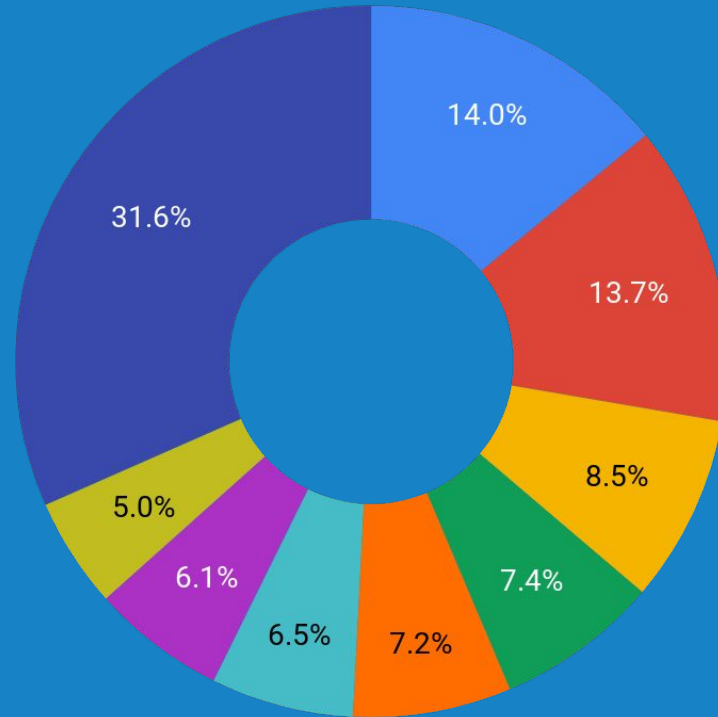
Template:
table&columns

Table:
parameters

Template:
visualization

Tables statistics

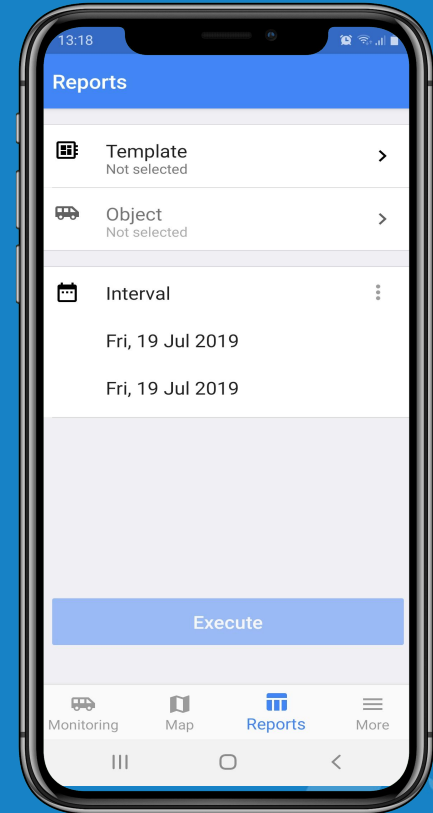
The most popular types of tables that users add in Wialon Hosting report templates



- Trips 14%
- Statistics 13,7%
- Charts 8,5%
- Fillings 7,4%
- Parkings 7.2%
- Thefts 6.5%
- Engine hours 6,1%
- Stops 5%
- other <5% 31.6%

Mobile reports

Wialon "Reports" module has become available in a mobile app (in beta-version that is available since May 20)





Igor Dubenok
Technical Consulting, Gurtam

duig@gurtam.com

Thank you for your attention!

Igor Dubenok
Technical Consulting, Gurtam

